



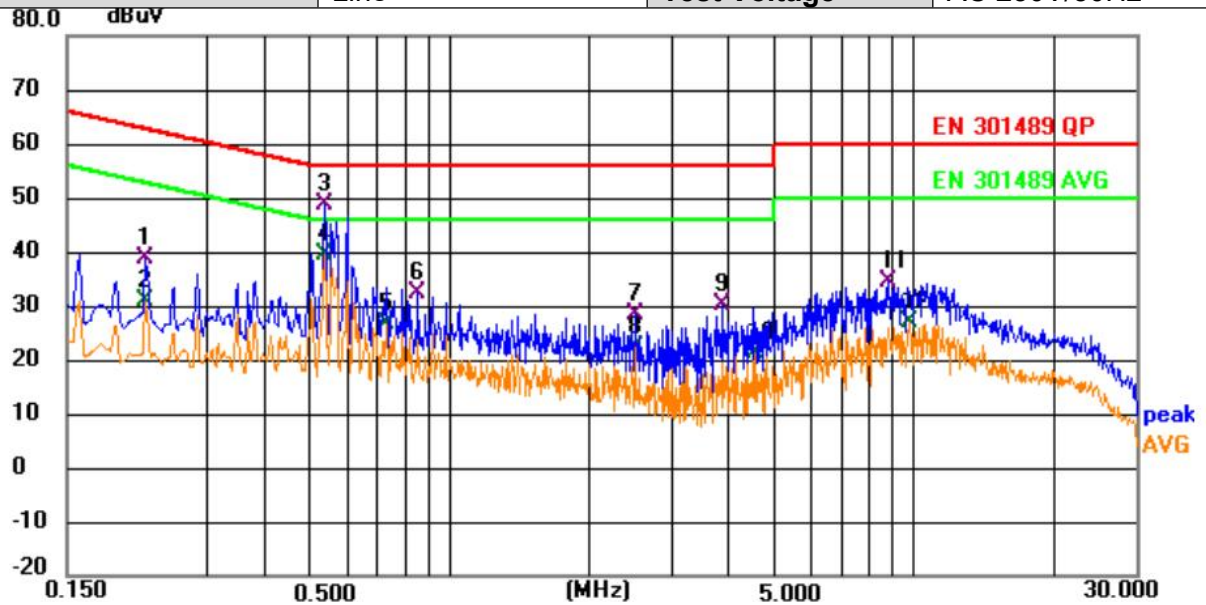
Appendix A for Emission and Immunity test results

Product Name: myFirst Fone M1

Test Model: KW1602

A.1 Line Conducted Emission

Test Model	KW1602	Test Mode	TM1
Environmental Conditions	22.5°C, 53.7% RH	Test Engineer	Paddi Chen
Pol.	Line	Test Voltage	AC 230V/50Hz



No.	Mk.	Freq. MHz	Reading Level dBuV	Correct Factor dB	Measure- ment dBuV	Limit dBuV	Margin dB	Detector	Comment
1		0.222	19.21	19.68	38.89	62.74	-23.85	QP	
2		0.222	11.06	19.68	30.74	52.74	-22.00	AVG	
3		0.537	29.03	19.73	48.76	56.00	-7.24	QP	
4	*	0.537	19.73	19.73	39.46	46.00	-6.54	AVG	
5		0.731	7.41	19.18	26.59	46.00	-19.41	AVG	
6		0.857	13.13	19.04	32.17	56.00	-23.83	QP	
7		2.513	9.20	19.10	28.30	56.00	-27.70	QP	
8		2.513	3.23	19.10	22.33	46.00	-23.67	AVG	
9		3.862	10.93	19.17	30.10	56.00	-25.90	QP	
10		4.569	2.36	19.03	21.39	46.00	-24.61	AVG	
11		8.808	14.72	19.61	34.33	60.00	-25.67	QP	
12		9.784	7.36	19.46	26.82	50.00	-23.18	AVG	



Shenzhen LCS Compliance Testing Laboratory Ltd.

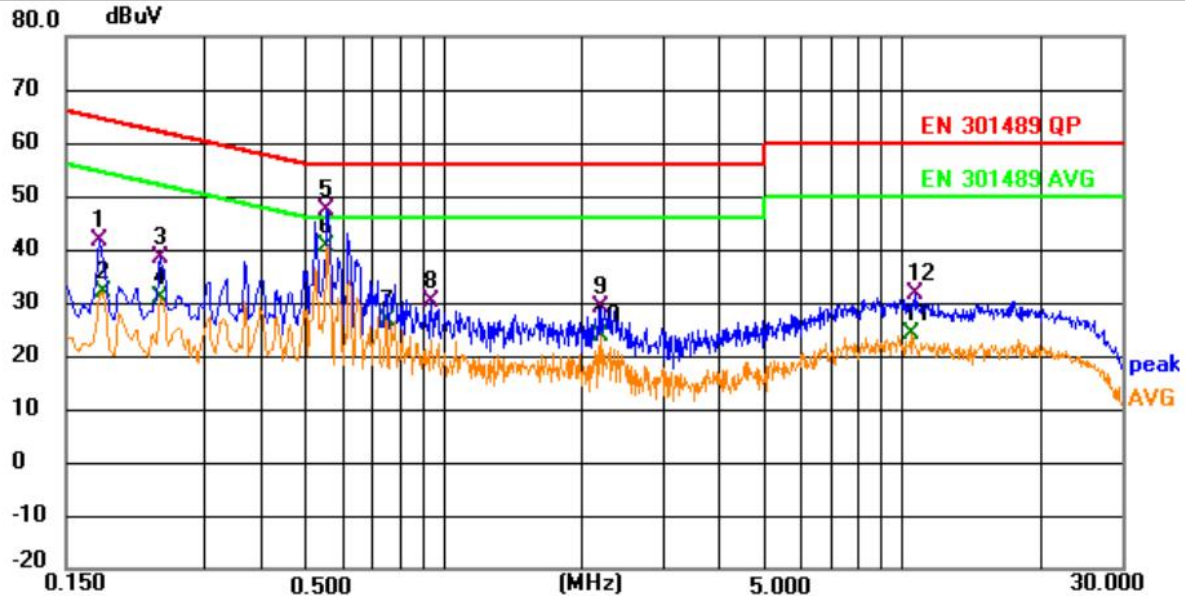
Add: Room 101, 201, Building A and Room 301, Building C, Juji Industrial Park, Yabianxueziwei, Shajing Street, Bao'an District, Shenzhen, Guangdong, China

Tel: +(86) 0755-82591330 | E-mail: webmaster@lcs-cert.com | Web: www.lcs-cert.com

Scan code to check authenticity



Test Model	KW1602	Test Mode	TM1
Environmental Conditions	22.5°C, 53.7% RH	Test Engineer	Paddi Chen
Pol.	Neutral	Test Voltage	AC 230V/50Hz



No.	Mk.	Freq.	Reading Level	Correct Factor	Measurement	Limit	Margin		
		MHz	dBuV	dB	dBuV	dBuV	dB	Detector	Comment
1		0.177	22.08	19.69	41.77	64.63	-22.86	QP	
2		0.181	12.18	19.71	31.89	54.44	-22.55	AVG	
3		0.240	18.64	19.78	38.42	62.10	-23.68	QP	
4		0.240	10.95	19.78	30.73	52.10	-21.37	AVG	
5		0.555	27.86	19.42	47.28	56.00	-8.72	QP	
6	*	0.555	21.09	19.42	40.51	46.00	-5.49	AVG	
7		0.753	7.44	19.33	26.77	46.00	-19.23	AVG	
8		0.938	11.13	18.88	30.01	56.00	-25.99	QP	
9		2.193	9.98	19.12	29.10	56.00	-26.90	QP	
10		2.193	4.61	19.12	23.73	46.00	-22.27	AVG	
11		10.450	4.45	19.55	24.00	50.00	-26.00	AVG	
12		10.694	11.95	19.56	31.51	60.00	-28.49	QP	

Note: For conducted emission and radiated emission test, a power supply of 230VAC and 120VAC was used for testing respectively, and only recorded the worst case of 230VAC.

Margin= Reading Level + Correct Factor – Limit

Correct Factor=Lisn Factor+Cable Factor



Shenzhen LCS Compliance Testing Laboratory Ltd.

Add: Room 101, 201, Building A and Room 301, Building C, Juji Industrial Park, Yabianxueziwei, Shajing Street, Bao'an District, Shenzhen, Guangdong, China

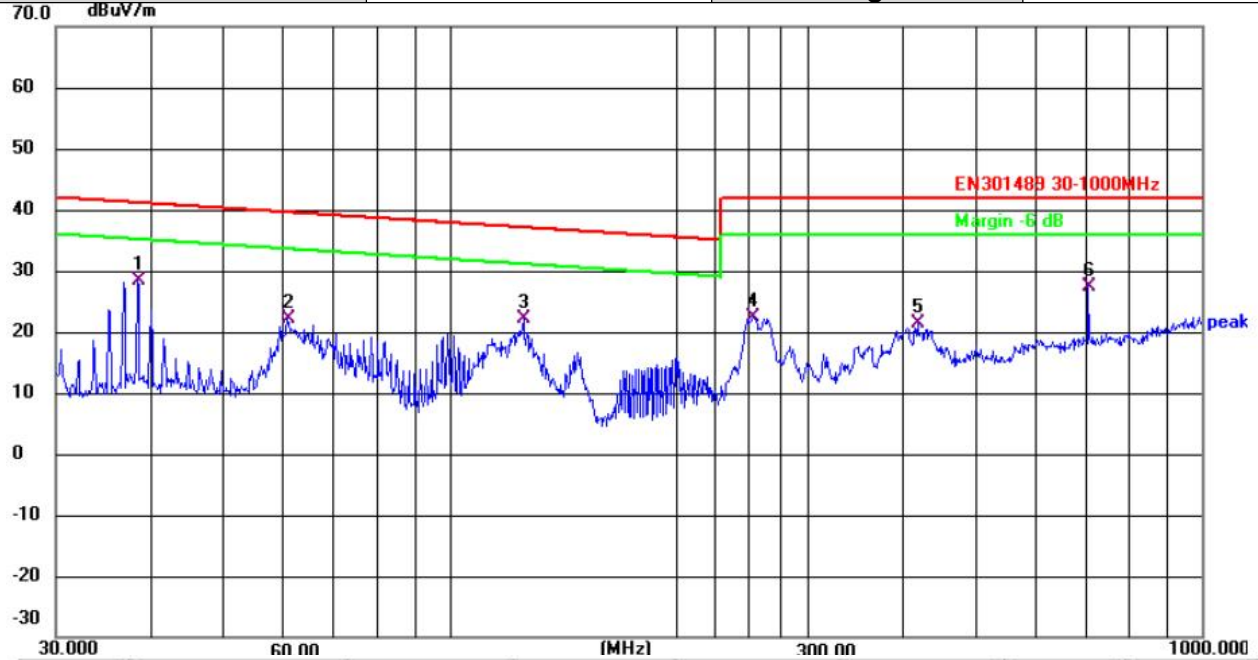
Tel: +(86) 0755-82591330 | E-mail: webmaster@lcs-cert.com | Web: www.lcs-cert.com

Scan code to check authenticity



A.3 Radiated Disturbance

Test Model	KW1602	Test Mode	TM1
Environmental Conditions	23.8°C, 52.1% RH	Test Engineer	Paddi Chen
Pol.	Vertical	Detector Function	Quasi-peak
Distance	3m	Test Voltage	AC 230V/50Hz



No.	Frequency (MHz)	Reading (dBuV)	Factor (dB/m)	Level (dBuV/m)	Limit (dBuV/m)	Margin (dB)	Detector
1	38.4809	45.91	-17.62	28.29	41.14	-12.85	QP
2	60.9175	41.14	-18.92	22.22	39.57	-17.35	QP
3	125.4457	42.53	-20.29	22.24	37.08	-14.84	QP
4	253.8366	37.97	-15.57	22.40	42.00	-19.60	QP
5	419.1081	35.81	-14.43	21.38	42.00	-20.62	QP
6	706.6998	38.13	-10.81	27.32	42.00	-14.68	QP



Shenzhen LCS Compliance Testing Laboratory Ltd.

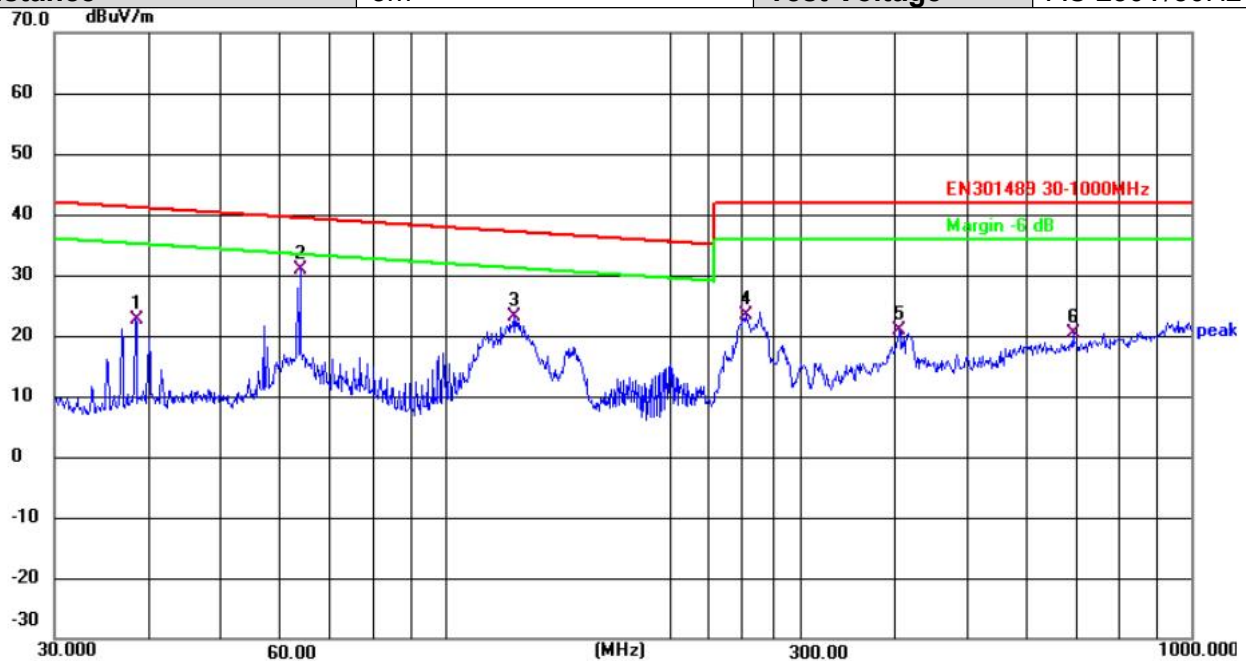
Add: Room 101, 201, Building A and Room 301, Building C, Juji Industrial Park, Yabianxueziwei, Shajing Street, Bao'an District, Shenzhen, Guangdong, China

Tel: +(86) 0755-82591330 | E-mail: webmaster@lcs-cert.com | Web: www.lcs-cert.com

Scan code to check authenticity



Test Model	KW1602	Test Mode	TM1
Environmental Conditions	23.8°C, 52.1% RH	Test Engineer	Paddi Chen
Pol.	Horizontal	Detector Function	Quasi-peak
Distance	3m	Test Voltage	AC 230V/50Hz



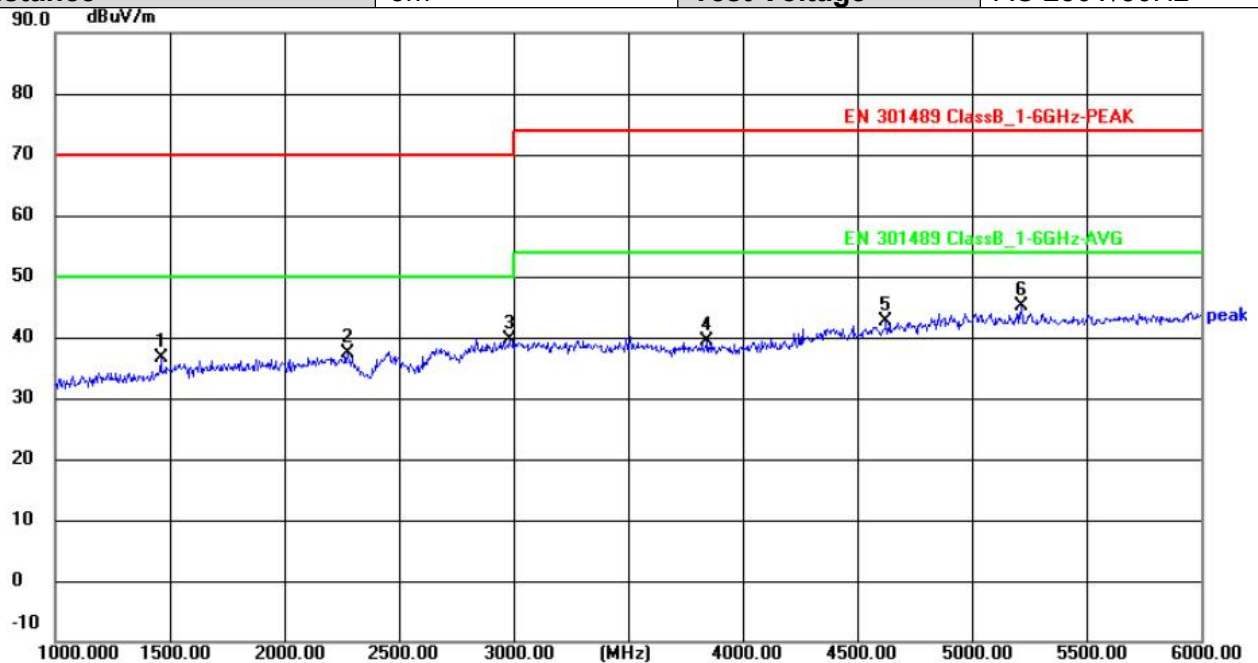
No.	Frequency (MHz)	Reading (dBuV)	Factor (dB/m)	Level (dBuV/m)	Limit (dBuV/m)	Margin (dB)	Detector
1	38.4809	39.75	-17.13	22.62	41.14	-18.52	QP
2	63.9827	48.32	-17.50	30.82	39.40	-8.58	QP
3	123.6984	42.36	-19.22	23.14	37.13	-13.99	QP
4	252.9481	40.29	-16.93	23.36	42.00	-18.64	QP
5	406.0880	34.18	-13.31	20.87	42.00	-21.13	QP
6	694.4174	29.91	-9.53	20.38	42.00	-21.62	QP

Note: Margin= Reading Level + Correct Factor – Limit
Correct Factor=Antenna Factor+Cable Factor – Pre-Amplifier Factor





Test Model	KW1602	Test Mode	TM1(Above 1GHz)
Environmental Conditions	23.5℃, 52.1% RH	Test Engineer	Paddi Chen
Pol.	Vertical	Detector Function	Peak + AV
Distance	3m	Test Voltage	AC 230V/50Hz



No.	Frequency (MHz)	Reading (dBuV)	Factor (dB/m)	Level (dBuV/m)	Limit (dBuV/m)	Margin (dB)	Detector
1	1460.000	51.58	-15.06	36.52	70.00	-33.48	peak
2	2275.000	49.43	-12.14	37.29	70.00	-32.71	peak
3	2980.000	49.30	-9.66	39.64	70.00	-30.36	peak
4	3845.000	48.16	-8.81	39.35	74.00	-34.65	peak
5	4625.000	48.67	-5.97	42.70	74.00	-31.30	peak
6	5215.000	48.75	-3.72	45.03	74.00	-28.97	peak



Shenzhen LCS Compliance Testing Laboratory Ltd.

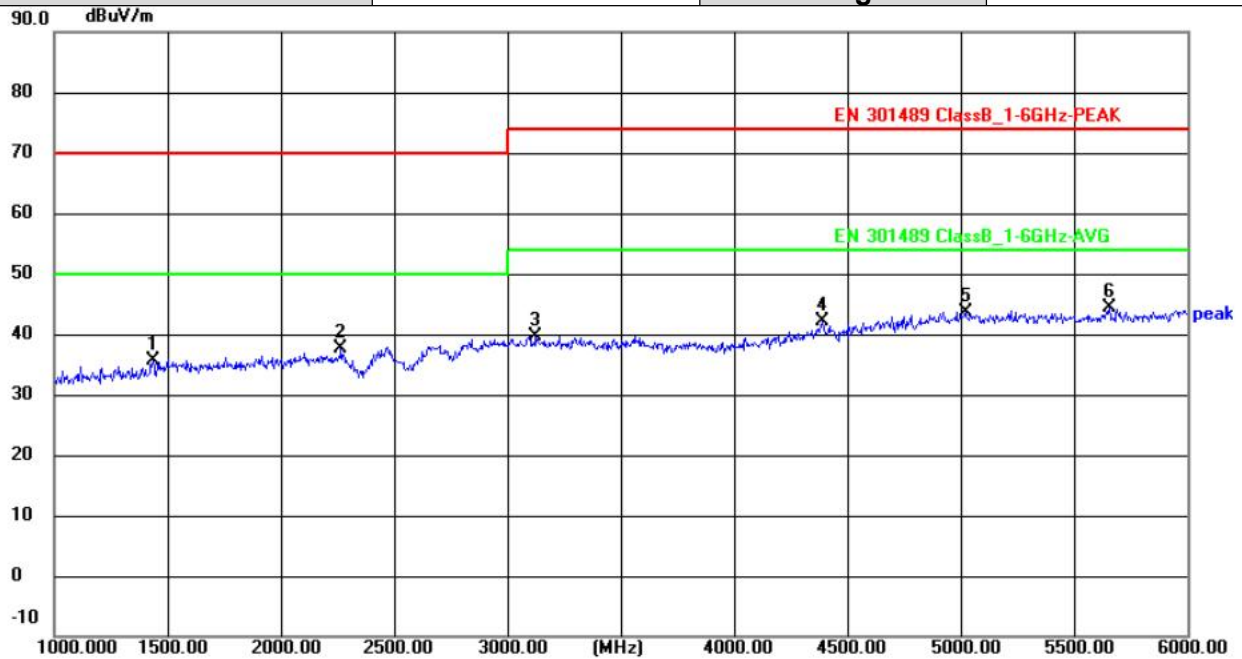
Add: Room 101, 201, Building A and Room 301, Building C, Juji Industrial Park, Yabianxueziwei, Shajing Street, Bao'an District, Shenzhen, Guangdong, China

Tel: +(86) 0755-82591330 | E-mail: webmaster@lcs-cert.com | Web: www.lcs-cert.com

Scan code to check authenticity



Test Model	KW1602	Test Mode	TM1(Above 1GHz)
Environmental Conditions	23.5°C, 52.1% RH	Test Engineer	Paddi Chen
Pol.	Horizontal	Detector Function	Peak + AV
Distance	3m	Test Voltage	AC 230V/50Hz



No.	Frequency (MHz)	Reading (dBuV)	Factor (dB/m)	Level (dBuV/m)	Limit (dBuV/m)	Margin (dB)	Detector
1	1435.000	49.92	-14.32	35.60	70.00	-34.40	peak
2	2265.000	48.23	-10.68	37.55	70.00	-32.45	peak
3	3125.000	49.55	-9.87	39.68	74.00	-34.32	peak
4	4390.000	48.46	-6.28	42.18	74.00	-31.82	peak
5	5020.000	46.61	-3.09	43.52	74.00	-30.48	peak
6	5655.000	47.09	-2.71	44.38	74.00	-29.62	peak

Note:

- Field strength limits for frequency above 1000MHz are based on average limits. However, Peak mode field strength shall not exceed the average limits specified plus 20dB.
- Measurements above show only up to 6 maximum emissions noted.
- Data of measurement within this frequency range shown "--" in the table above means the reading of emissions are attenuated more than 20dB below the permissible limits or the field strength is too small to be measured.
- Factor = Antenna Factor + Cable Loss + Amplifier Factor
Emission Level = Reading level + Factor
Margin = Emission Level - Limit



Shenzhen LCS Compliance Testing Laboratory Ltd.

Add: Room 101, 201, Building A and Room 301, Building C, Juji Industrial Park, Yabianxueziwei, Shajing Street, Bao'an District, Shenzhen, Guangdong, China

Tel: +(86) 0755-82591330 | E-mail: webmaster@lcs-cert.com | Web: www.lcs-cert.com

Scan code to check authenticity



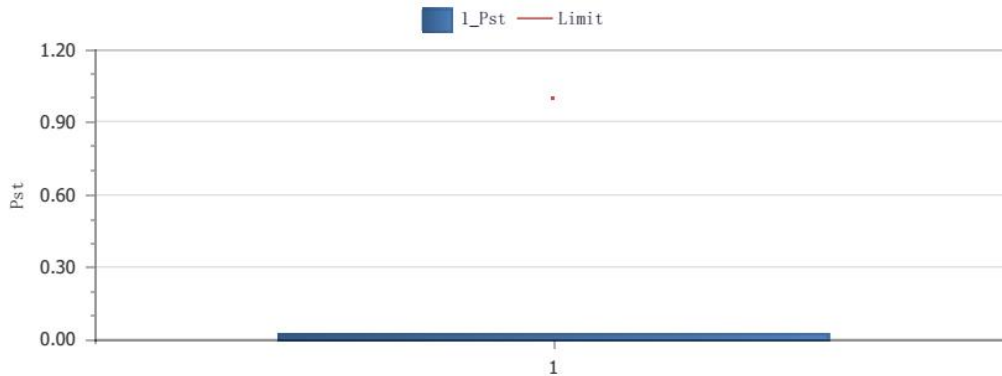
A.4 Harmonic Current Emissions

Because power of EUT less than 75W, according to standard EN 61000-3-2, Harmonic current unnecessary to test.

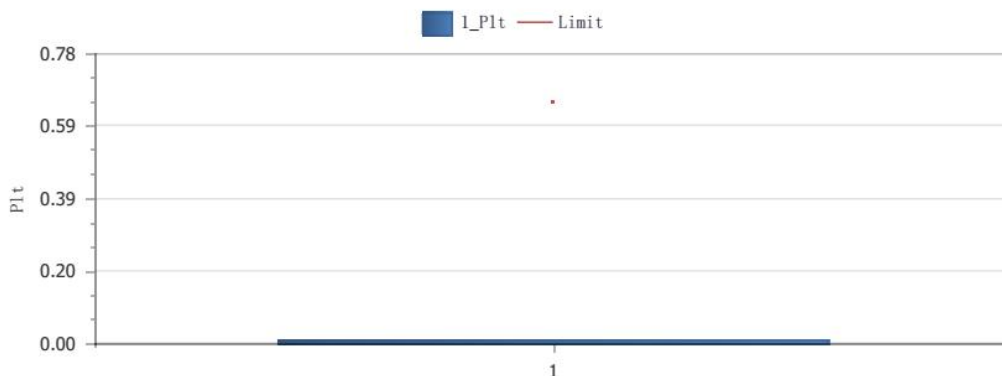
A.5 Voltage Fluctuation and Flicker

Test Model	KW1602	Test Mode	TM1
Test Engineer	Paddi Chen	Test Voltage	AC 230V/50Hz
Environmental Conditions	24.1°C, 55.4% RH		

Pst and Limit



Plt and Limit



Relevant Parameter and Judgment During Test Period

Voltage at end of test	230.246V		
Voltage Fluctuation and Flicker	Test Value	Test Limit	Result
Tmax	0ms	500ms	Pass
dc	0.00%	3.30%	Pass
dmax	0.00%	4.00%	Pass
Pst	0.025	1.000	Pass
Plt	0.011	0.650	Pass

Elem1 Test Parameters

Count	dc(%)	dmax(%)	Tmax(ms)	Pst	Plt
1	0.00	0.00	0.00	0.025	0.011



Shenzhen LCS Compliance Testing Laboratory Ltd.

Add: Room 101, 201, Building A and Room 301, Building C, Juji Industrial Park, Yabianxueziwei, Shajing Street, Bao'an District, Shenzhen, Guangdong, China

Tel: +(86) 0755-82591330 | E-mail: webmaster@lcs-cert.com | Web: www.lcs-cert.com

Scan code to check authenticity

**A.6 RF Electromagnetic Field (80 MHz - 6000 MHz)**

Test Model	KW1602	Test Engineer	Paddi Chen
Environmental Conditions	23.5℃, 52.4% RH	Test Voltage	AC 230V/50Hz

TM1-TM18 Test Result:

EUT Working Mode	Antenna Polarity	Frequency (MHz)	Fielded Strength (V/m)	Observation	Position	Conclusion
GSM/GPRS/EGPRS 900 MHz, Traffic	Vertical	80-6000	3	CT, CR	Front, Right, Left, Back, Top, Bottom	Pass
	Horizontal	80-6000	3	CT, CR	Front, Right, Left, Back, Top, Bottom	Pass
GSM/GPRS/EGPRS 900 MHz, Idle	Vertical	80-6000	3	See Note	Front, Right, Left, Back, Top, Bottom	Pass
	Horizontal	80-6000	3	See Note	Front, Right, Left, Back, Top, Bottom	Pass
DCS/GPRS/EGPRS 1800 MHz, Traffic	Vertical	80-6000	3	CT,CR	Front, Right, Left, Back, Top, Bottom	Pass
	Horizontal	80-6000	3	CT,CR	Front, Right, Left, Back, Top, Bottom	Pass
DCS/GPRS/EGPRS 1800 MHz, Idle	Vertical	80-6000	3	See Note	Front, Right, Left, Back, Top, Bottom	Pass
	Horizontal	80-6000	3	See Note	Front, Right, Left, Back, Top, Bottom	Pass
WCDMA/HSDPA/HSUPA Band I 2100 MHz, Traffic	Vertical	80-6000	3	CT,CR	Front, Right, Left, Back, Top, Bottom	Pass
	Horizontal	80-6000	3	CT,CR	Front, Right, Left, Back, Top, Bottom	Pass
WCDMA/HSDPA/HSUPA Band I 2100MHz, Idle	Vertical	80-6000	3	See Note	Front, Right, Left, Back, Top, Bottom	Pass
	Horizontal	80-6000	3	See Note	Front, Right, Left, Back, Top, Bottom	Pass
WCDMA/HSDPA/HSUPA Band VIII 900MHz, Traffic	Vertical	80-6000	3	CT,CR	Front, Right, Left, Back, Top, Bottom	Pass
	Horizontal	80-6000	3	CT,CR	Front, Right, Left, Back, Top, Bottom	Pass
WCDMA/HSDPA/HSUPA Band VIII 900MHz, Idle	Vertical	80-6000	3	See Note	Front, Right, Left, Back, Top, Bottom	Pass
	Horizontal	80-6000	3	See Note	Front, Right, Left, Back, Top, Bottom	Pass
E-UTRA Band 1 Traffic	Vertical	80-6000	3	CT,CR	Front, Right, Left, Back, Top, Bottom	Pass
	Horizontal	80-6000	3	CT,CR	Front, Right, Left, Back, Top, Bottom	Pass



Shenzhen LCS Compliance Testing Laboratory Ltd.

Add: Room 101, 201, Building A and Room 301, Building C, Juji Industrial Park, Yabianxueziwei, Shajing Street, Bao'an District, Shenzhen, Guangdong, China

Tel: +(86) 0755-82591330 | E-mail: webmaster@lcs-cert.com | Web: www.lcs-cert.com

Scan code to check authenticity



					Left, Back, Top, Bottom	
E-UTRA Band 1 Idle	Vertical	80-6000	3	See Note	Front, Right, Left, Back, Top, Bottom	Pass
	Horizontal	80-6000	3	See Note	Front, Right, Left, Back, Top, Bottom	Pass
E-UTRA Band 3 Traffic	Vertical	80-6000	3	CT,CR	Front, Right, Left, Back, Top, Bottom	Pass
	Horizontal	80-6000	3	CT,CR	Front, Right, Left, Back, Top, Bottom	Pass
E-UTRA Band 3 Idle	Vertical	80-6000	3	See Note	Front, Right, Left, Back, Top, Bottom	Pass
	Horizontal	80-6000	3	See Note	Front, Right, Left, Back, Top, Bottom	Pass
E-UTRA Band 7 Idle	Vertical	80-6000	3	See Note	Front, Right, Left, Back, Top, Bottom	Pass
	Horizontal	80-6000	3	See Note	Front, Right, Left, Back, Top, Bottom	Pass
E-UTRA Band 7 Idle	Vertical	80-6000	3	See Note	Front, Right, Left, Back, Top, Bottom	Pass
	Horizontal	80-6000	3	See Note	Front, Right, Left, Back, Top, Bottom	Pass
E-UTRA Band 8 Traffic	Vertical	80-6000	3	CT,CR	Front, Right, Left, Back, Top, Bottom	Pass
	Horizontal	80-6000	3	CT,CR	Front, Right, Left, Back, Top, Bottom	Pass
E-UTRA Band 8 Idle	Vertical	80-6000	3	See Note	Front, Right, Left, Back, Top, Bottom	Pass
	Horizontal	80-6000	3	See Note	Front, Right, Left, Back, Top, Bottom	Pass
E-UTRA Band 20 Traffic	Vertical	80-6000	3	CT,CR	Front, Right, Left, Back, Top, Bottom	Pass
	Horizontal	80-6000	3	CT,CR	Front, Right, Left, Back, Top, Bottom	Pass
E-UTRA Band 20 Idle	Vertical	80-6000	3	See Note	Front, Right, Left, Back, Top, Bottom	Pass
	Horizontal	80-6000	3	See Note	Front, Right, Left, Back, Top, Bottom	Pass
E-UTRA Band 28 Traffic	Vertical	80-6000	3	CT,CR	Front, Right, Left, Back, Top, Bottom	Pass
	Horizontal	80-6000	3	CT,CR	Front, Right, Left, Back, Top, Bottom	Pass



Shenzhen LCS Compliance Testing Laboratory Ltd.

Add: Room 101, 201, Building A and Room 301, Building C, Juji Industrial Park, Yabianxueziwei, Shajing Street, Bao'an District, Shenzhen, Guangdong, China

Tel: +(86) 0755-82591330 | E-mail: webmaster@lcs-cert.com | Web: www.lcs-cert.com

Scan code to check authenticity



					Top, Bottom	
E-UTRA Band 28 Idle	Vertical	80-6000	3	See Note	Front, Right, Left, Back, Top, Bottom	Pass
	Horizontal	80-6000	3	See Note	Front, Right, Left, Back, Top, Bottom	Pass
E-UTRA Band 38 Traffic	Vertical	80-6000	3	CT,CR	Front, Right, Left, Back, Top, Bottom	Pass
	Horizontal	80-6000	3	CT,CR	Front, Right, Left, Back, Top, Bottom	Pass
E-UTRA Band 38 Idle	Vertical	80-6000	3	See Note	Front, Right, Left, Back, Top, Bottom	Pass
	Horizontal	80-6000	3	See Note	Front, Right, Left, Back, Top, Bottom	Pass
E-UTRA Band 40 Traffic	Vertical	80-6000	3	CT,CR	Front, Right, Left, Back, Top, Bottom	Pass
	Horizontal	80-6000	3	CT,CR	Front, Right, Left, Back, Top, Bottom	Pass
E-UTRA Band 40 Idle	Vertical	80-6000	3	See Note	Front, Right, Left, Back, Top, Bottom	Pass
	Horizontal	80-6000	3	See Note	Front, Right, Left, Back, Top, Bottom	Pass

TM19-TM56 Test Result:

EUT Working Mode	Antenna Polarity	Frequency (MHz)	Fielded Strength (V/m)	Observation	Position	Conclusion
Operating Mode	Vertical	80-6000	3	CT, CR	Front, Right, Left, Back, Top, Bottom	Pass
	Horizontal	80-6000	3	CT, CR	Front, Right, Left, Back, Top, Bottom	Pass



Shenzhen LCS Compliance Testing Laboratory Ltd.

Add: Room 101, 201, Building A and Room 301, Building C, Juji Industrial Park, Yabianxueziwei, Shajing Street, Bao'an District, Shenzhen, Guangdong, China

Tel: +(86) 0755-82591330 | E-mail: webmaster@lcs-cert.com | Web: www.lcs-cert.com

Scan code to check authenticity

**TM57 Test Result:**

EUT Working Mode	Antenna Polarity	Frequency (MHz)	Fielded Strength (V/m)	Observation	Position	Conclusion
Operating Mode	Vertical	80-6000	3	CR	Front, Right, Left, Back, Top, Bottom	Pass
	Horizontal	80-6000	3	CR	Front, Right, Left, Back, Top, Bottom	Pass
	Vertical	80MHz;104MHz;136MHz;165MHz;200MHz;260MHz;330MHz;430MHz;560MHz;715MHz ± 1MHz;920MHz ± 1MHz (spot test)	3	CR	Front, Right, Left, Back, Top, Bottom	Pass
	Horizontal	80MHz;104MHz;136MHz;165MHz;200MHz;260MHz;330MHz;430MHz;560MHz;715MHz ± 1MHz;920MHz ± 1MHz (spot test)	3	CR	Front, Right, Left, Back, Top, Bottom	Pass

TM58-TM62 Test Result:

EUT Working Mode	Antenna Polarity	Frequency (MHz)	Fielded Strength (V/m)	Observation	Position	Conclusion
Operating Mode	Vertical	80-6000	3	See Note	Front, Right, Left, Back, Top, Bottom	Pass
	Horizontal	80-6000	3	See Note	Front, Right, Left, Back, Top, Bottom	Pass
Idle	Vertical	80-6000	3	See Note	Front, Right, Left, Back, Top, Bottom	Pass
	Horizontal	80-6000	3	See Note	Front, Right, Left, Back, Top, Bottom	Pass



**Special conditions for EMC immunity tests**

EUT Operating Mode		Polarity	Conclusion
GSM 900	Uplink	H	Pass
		V	Pass
	Downlink	H	Pass
		V	Pass
	RX Quality	H	Pass
		V	Pass
DCS 1800	Uplink	H	Pass
		V	Pass
	Downlink	H	Pass
		V	Pass
	RX Quality	H	Pass
		V	Pass
WCDMA HSDPA/HSUPA Band I 2100MHz	Uplink	H	Pass
		V	Pass
	Downlink	H	Pass
		V	Pass
	BER	H	Pass
		V	Pass
WCDMA HSDPA/HSUPA Band VIII 900MHz	Uplink	H	Pass
		V	Pass
	Downlink	H	Pass
		V	Pass
	BER	H	Pass
		V	Pass



Shenzhen LCS Compliance Testing Laboratory Ltd.

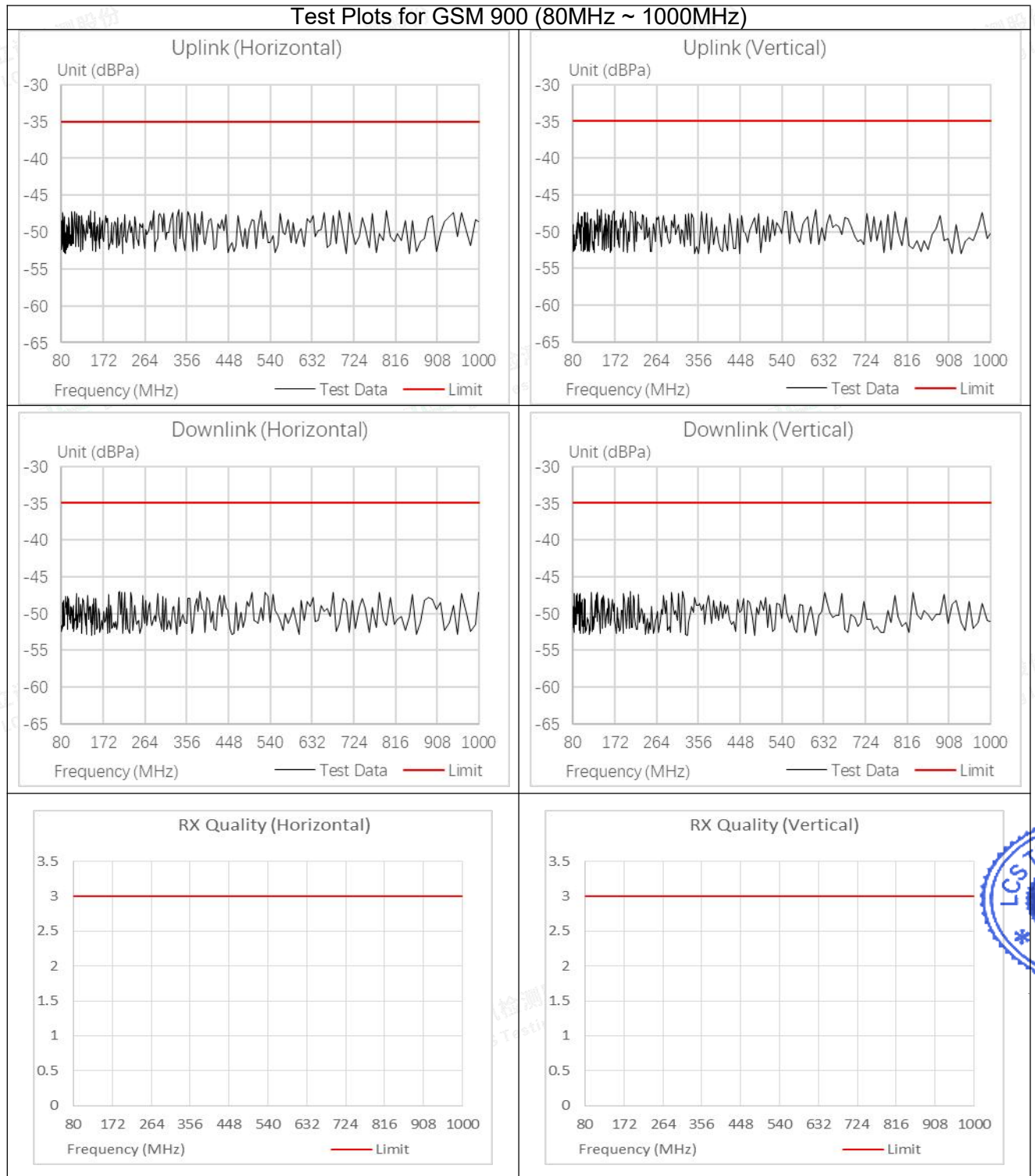
Add: Room 101, 201, Building A and Room 301, Building C, Juji Industrial Park, Yabianxueziwei, Shajing Street, Bao'an District, Shenzhen, Guangdong, China

Tel: +(86) 0755-82591330 | E-mail: webmaster@lcs-cert.com | Web: www.lcs-cert.com

Scan code to check authenticity



Test Plots for GSM 900 (80MHz ~ 1000MHz)



Shenzhen LCS Compliance Testing Laboratory Ltd.

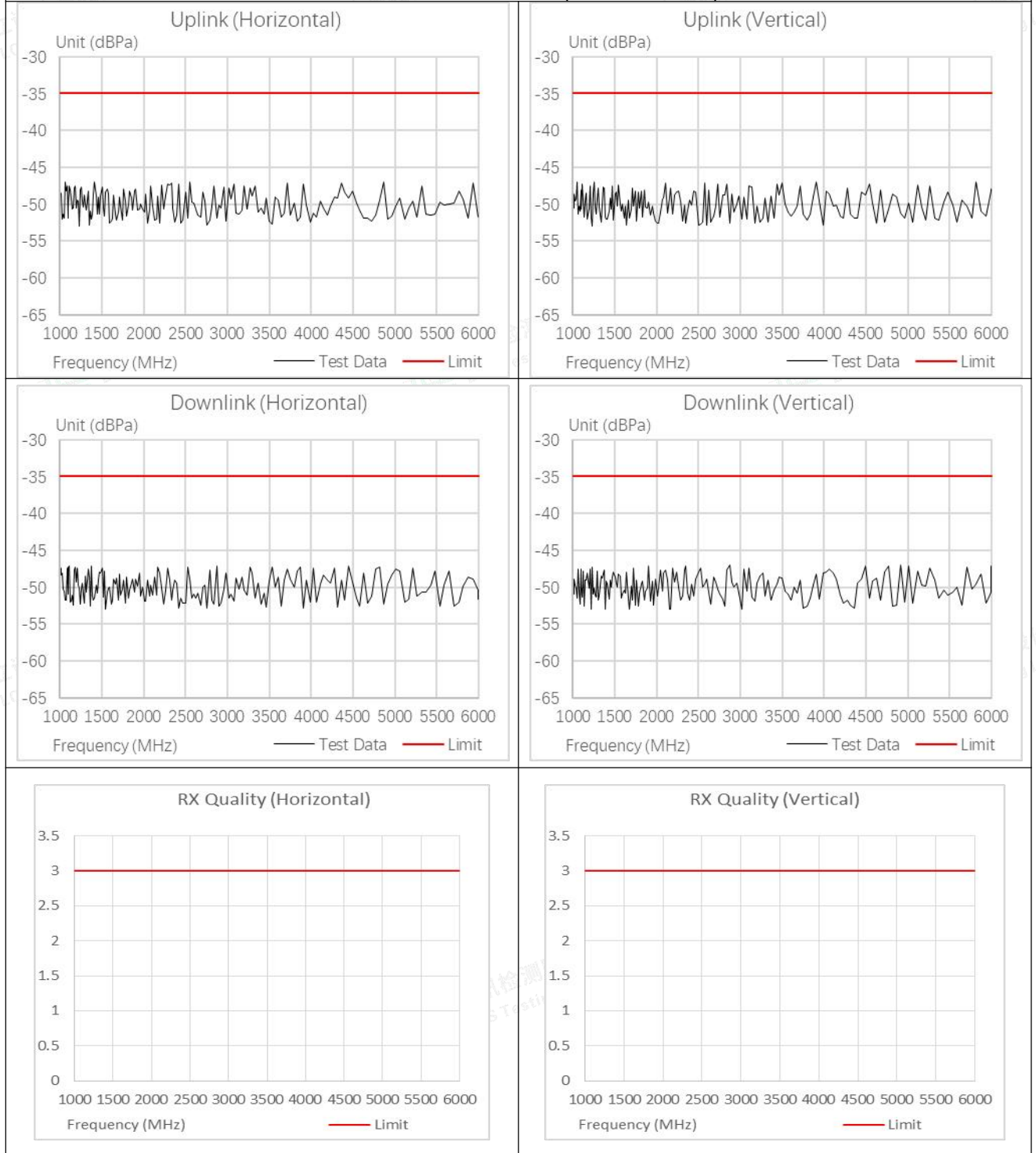
Add: Room 101, 201, Building A and Room 301, Building C, Juji Industrial Park, Yabianxueziwei, Shajing Street, Bao'an District, Shenzhen, Guangdong, China

Tel: +(86) 0755-82591330 | E-mail: webmaster@lcs-cert.com | Web: www.lcs-cert.com

Scan code to check authenticity



Test Plots for GSM 900 (1GHz ~ 6GHz)

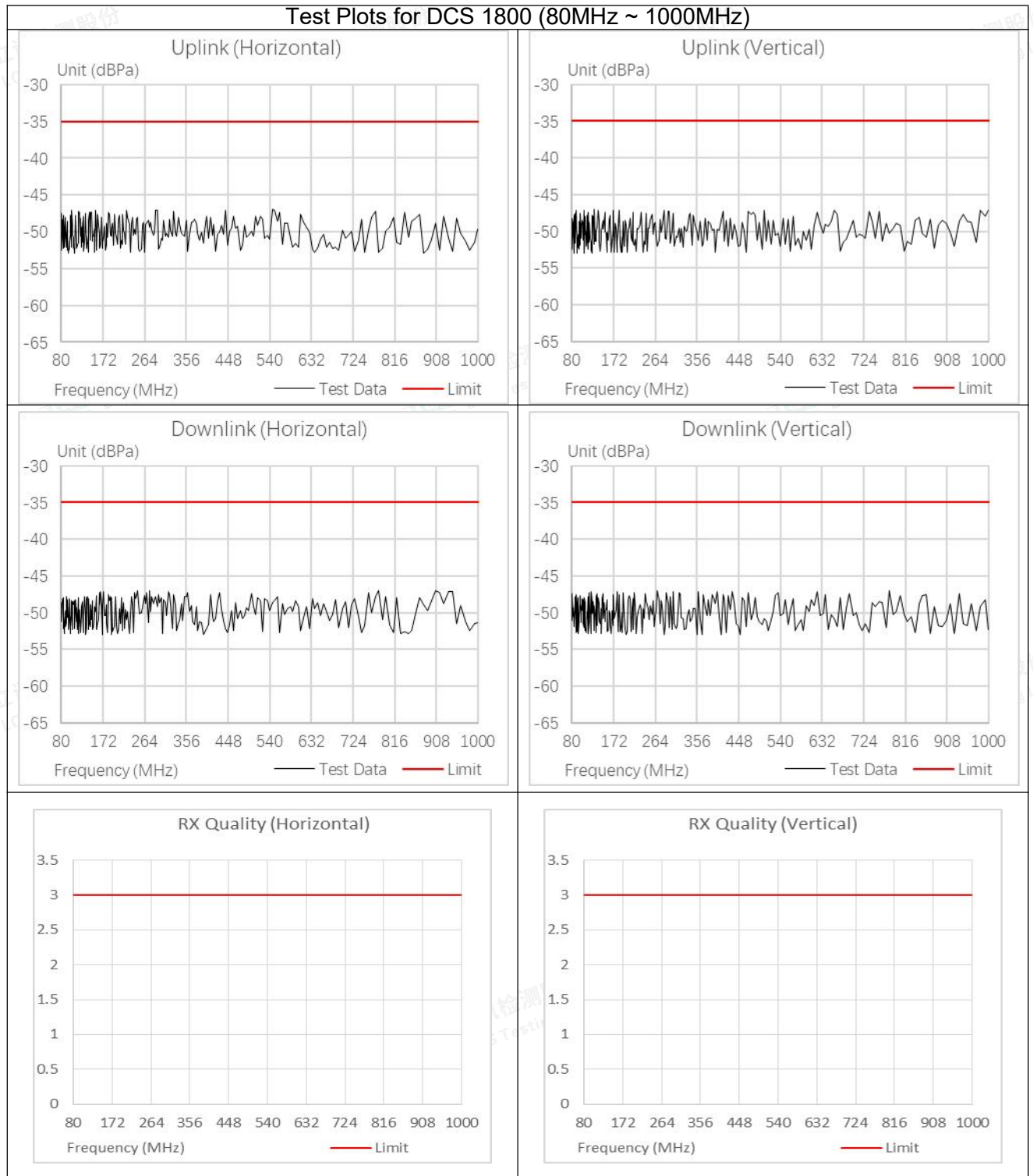


Shenzhen LCS Compliance Testing Laboratory Ltd.

Add: Room 101, 201, Building A and Room 301, Building C, Juji Industrial Park, Yabianxueziwei, Shajing Street, Bao'an District, Shenzhen, Guangdong, China

Tel: +(86) 0755-82591330 | E-mail: webmaster@lcs-cert.com | Web: www.lcs-cert.com

Scan code to check authenticity



Shenzhen LCS Compliance Testing Laboratory Ltd.

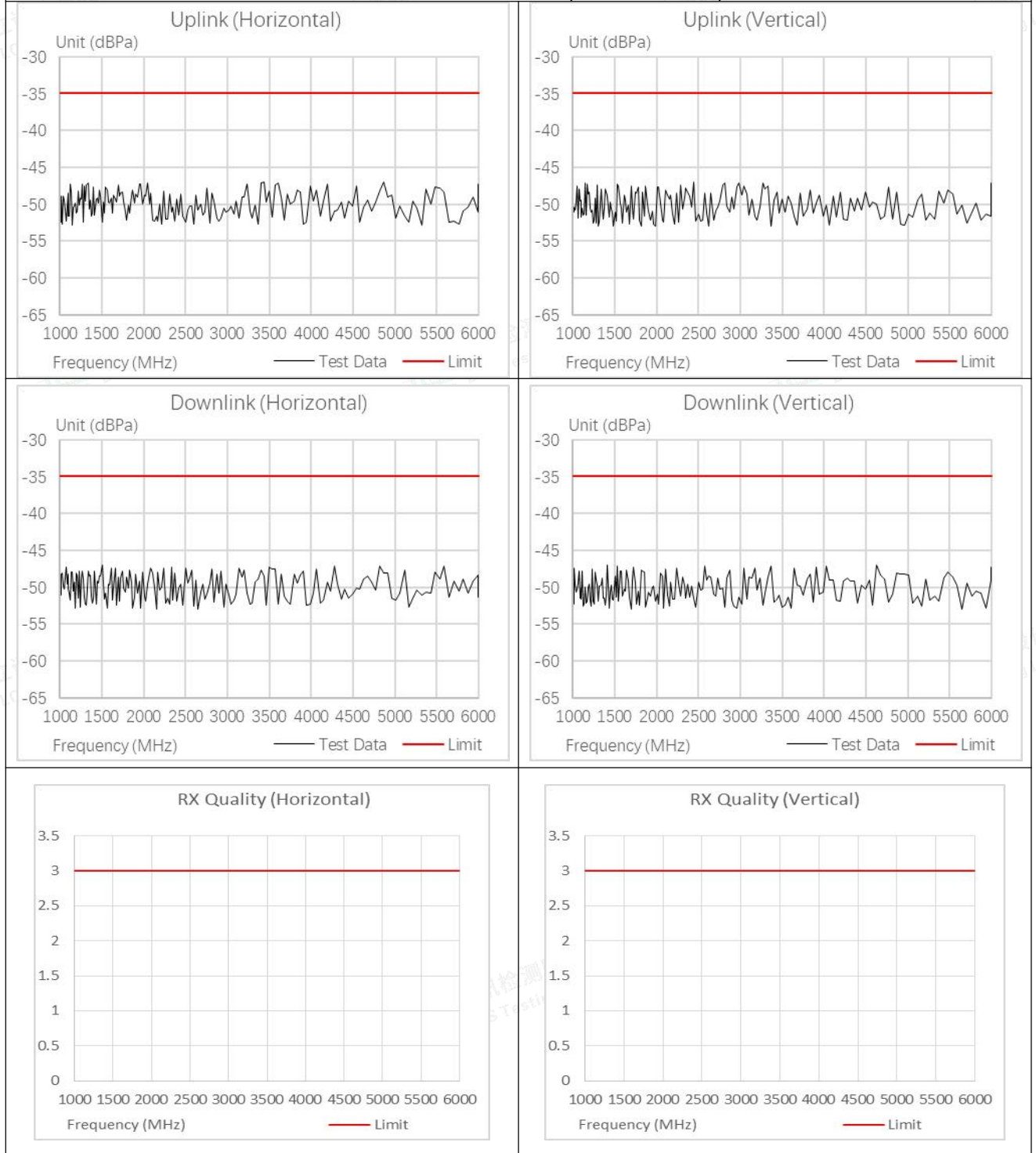
Add: Room 101, 201, Building A and Room 301, Building C, Juji Industrial Park, Yabianxueziwei, Shajing Street, Bao'an District, Shenzhen, Guangdong, China

Tel: +(86) 0755-82591330 | E-mail: webmaster@lcs-cert.com | Web: www.lcs-cert.com

Scan code to check authenticity



Test Plots for DCS 1800 (1GHz ~ 6GHz)

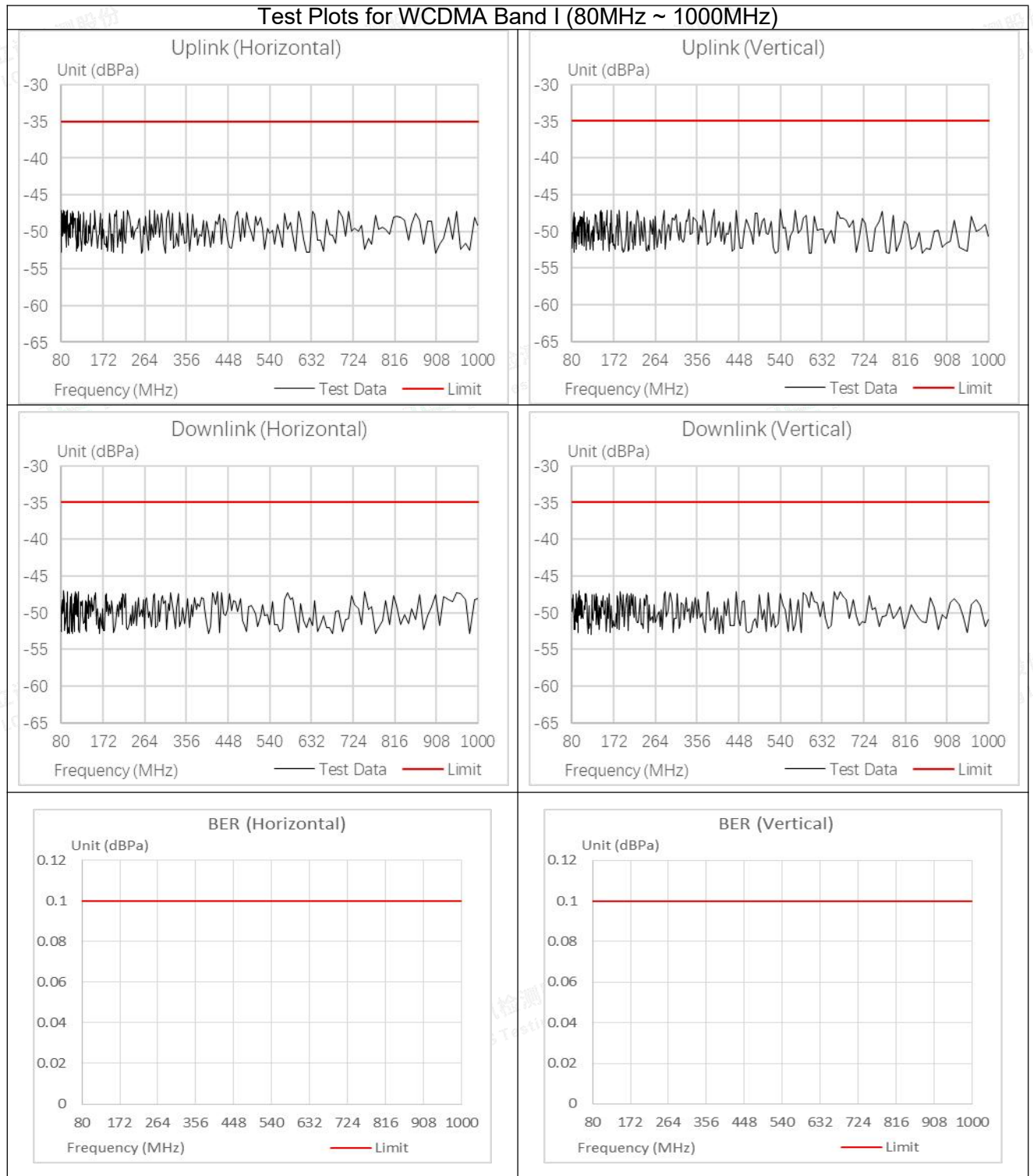


Shenzhen LCS Compliance Testing Laboratory Ltd.

Add: Room 101, 201, Building A and Room 301, Building C, Juji Industrial Park, Yabianxueziwei, Shajing Street, Bao'an District, Shenzhen, Guangdong, China

Tel: +(86) 0755-82591330 | E-mail: webmaster@lcs-cert.com | Web: www.lcs-cert.com

Scan code to check authenticity



Shenzhen LCS Compliance Testing Laboratory Ltd.

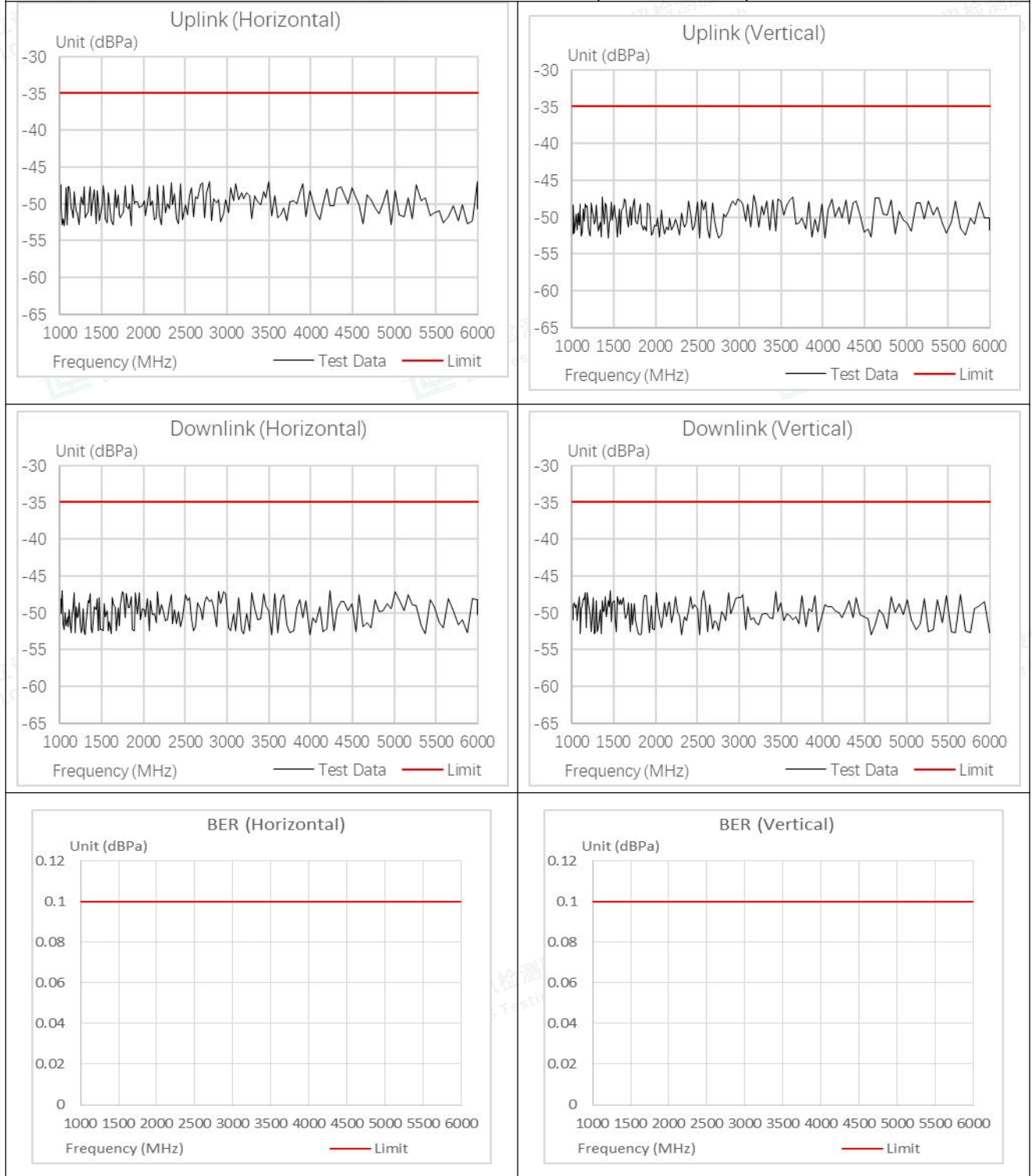
Add: Room 101, 201, Building A and Room 301, Building C, Juji Industrial Park, Yabianxueziwei, Shajing Street, Bao'an District, Shenzhen, Guangdong, China

Tel: +(86) 0755-82591330 | E-mail: webmaster@lcs-cert.com | Web: www.lcs-cert.com

Scan code to check authenticity



Test Plots for WCDMA Band I (1GHz ~ 6GHz)



Shenzhen LCS Compliance Testing Laboratory Ltd.

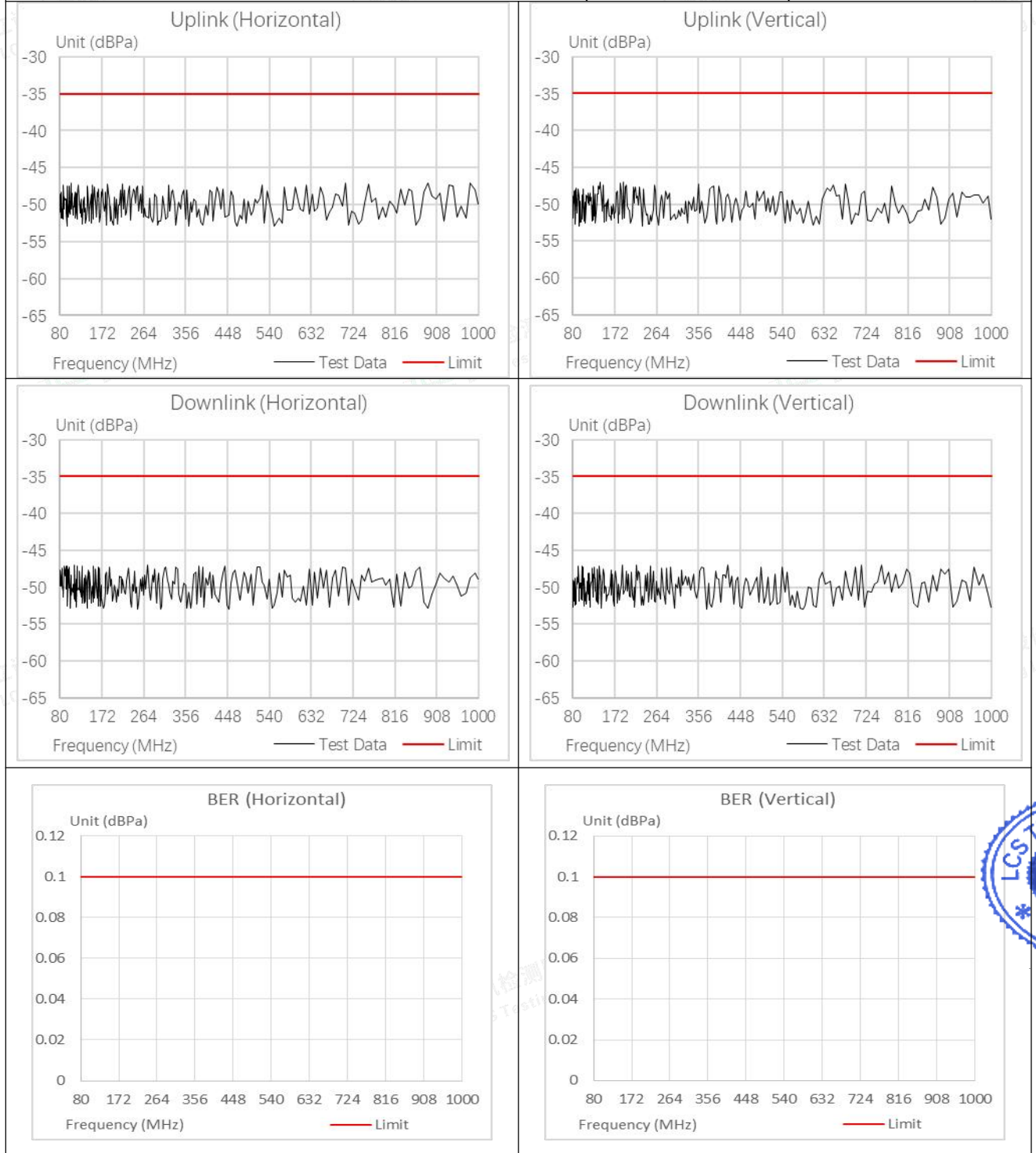
Add: Room 101, 201, Building A and Room 301, Building C, Juji Industrial Park, Yabianxueziwei, Shajing Street, Bao'an District, Shenzhen, Guangdong, China

Tel: +(86) 0755-82591330 | E-mail: webmaster@lcs-cert.com | Web: www.lcs-cert.com

Scan code to check authenticity



Test Plots for WCDMA Band VIII (80MHz ~ 1000MHz)

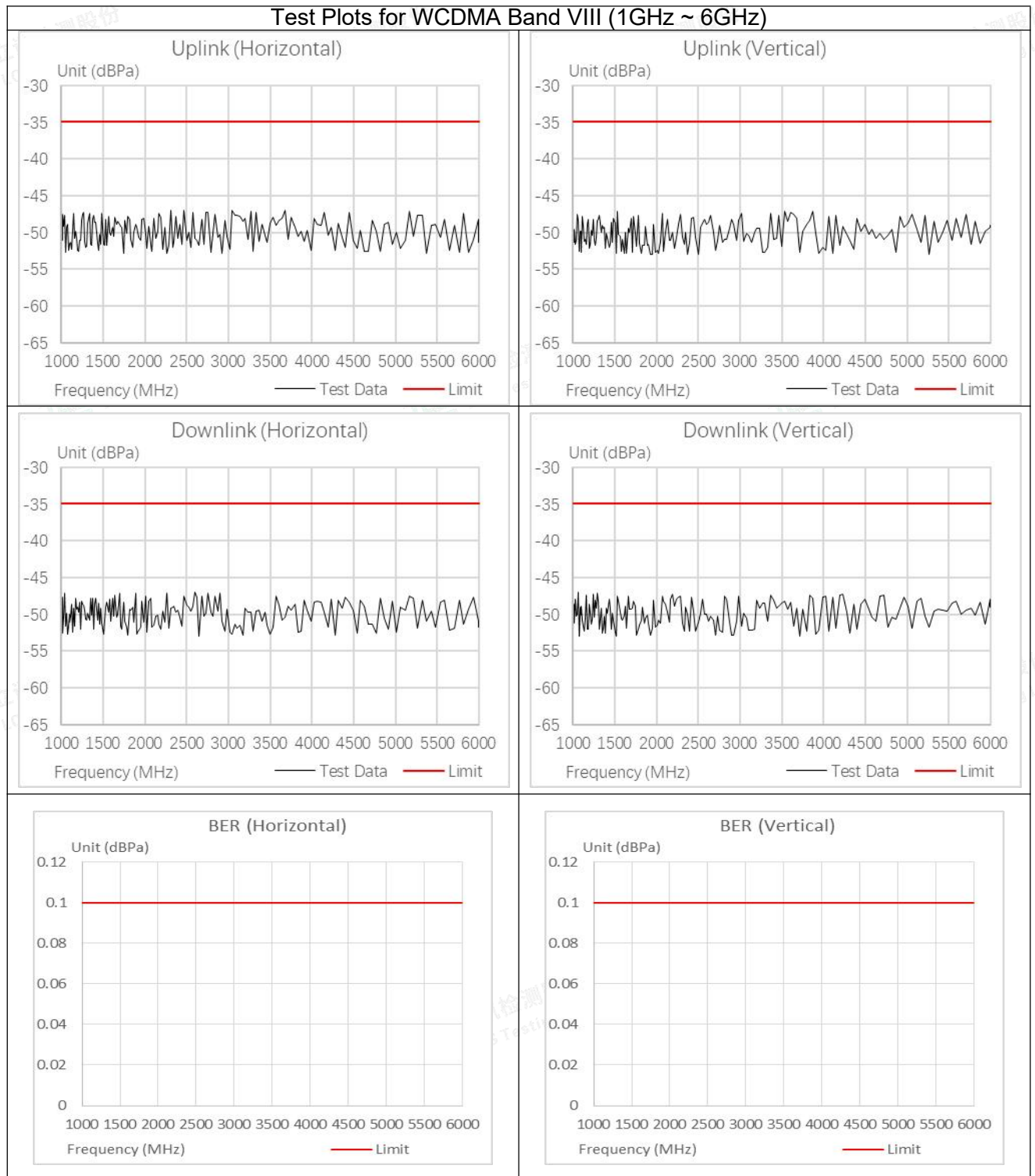


Shenzhen LCS Compliance Testing Laboratory Ltd.

Add: Room 101, 201, Building A and Room 301, Building C, Juji Industrial Park, Yabianxueziwei, Shajing Street, Bao'an District, Shenzhen, Guangdong, China

Tel: +(86) 0755-82591330 | E-mail: webmaster@lcs-cert.com | Web: www.lcs-cert.com

Scan code to check authenticity



Note: The EUT performance complied with performance criteria for CT&CR to MS Function and there is no any degradation of performance and function.

During the test, the Maximum Bit Error Ratio was less than 0.001

During the test, the Maximum Block Error Ratio was less than 0.01

For E-UTRA Band 1/3/7/8/20/28/38/40 (In the data transfer mode), the throughput is $\geq 95\%$ of the maximum throughput of the reference measurement channel as specified in annex C in TS 136 101 [13] with parameters specified in tables 7.3.1-1 and 7.3.1-2 in TS 136 101 [13] during the test sequence.



Shenzhen LCS Compliance Testing Laboratory Ltd.

Add: Room 101, 201, Building A and Room 301, Building C, Juji Industrial Park, Yabianxueziwei, Shajing Street, Bao'an District, Shenzhen, Guangdong, China

Tel: +(86) 0755-82591330 | E-mail: webmaster@lcs-cert.com | Web: www.lcs-cert.com

Scan code to check authenticity

**A.7 Electrostatic Discharge****Electrostatic Discharge Test Results**

Standard	<input type="checkbox"/> IEC 61000-4-2 <input checked="" type="checkbox"/> EN 61000-4-2		
Applicant	myFirst Tech Asia Pte. Ltd.		
EUT	myFirst Fone M1	Temperature	22.7°C
M/N	KW1602	Humidity	53.4%
Criterion	B	Pressure	1021mbar
Test Mode	TM1-TM62	Test Engineer	Paddi Chen

TEST RESULT OF TM1-TM56

Test Voltage	Coupling	Observation	Result (Pass/Fail)
±2KV, ±4kV	Contact Discharge	TT, TR	Pass
±2KV, ±4kV, ±8kV	Air Discharge	TT, TR	Pass
±2KV, ±4kV	Indirect Discharge HCP	TT, TR	Pass
±2KV, ±4kV	Indirect Discharge VCP	TT, TR	Pass

TEST RESULT OF TM57

Test Voltage	Coupling	Observation	Result (Pass/Fail)
±2KV, ±4kV	Contact Discharge	TR	Pass
±2KV, ±4kV, ±8kV	Air Discharge	TR	Pass
±2KV, ±4kV	Indirect Discharge HCP	TR	Pass
±2KV, ±4kV	Indirect Discharge VCP	TR	Pass

TEST RESULT OF TM58-TM62

Test Voltage	Coupling	Result (Pass/Fail)
±2KV, ±4kV	Contact Discharge	Pass
±2KV, ±4kV, ±8kV	Air Discharge	Pass
±2KV, ±4kV	Indirect Discharge HCP	Pass
±2KV, ±4kV	Indirect Discharge VCP	Pass

Note: The EUT performance complied with performance criteria for TT&TR to MS Function and there is no any degradation of performance and function.



Shenzhen LCS Compliance Testing Laboratory Ltd.

Add: Room 101, 201, Building A and Room 301, Building C, Juji Industrial Park, Yabianxueziwei, Shajing Street, Bao'an District, Shenzhen, Guangdong, China

Tel: +(86) 0755-82591330 | E-mail: webmaster@lcs-cert.com | Web: www.lcs-cert.com

Scan code to check authenticity



A.8 Electrical Fast Transient Immunity

Electrical Fast Transient/Burst Test Results

Standard	<input type="checkbox"/> IEC 61000-4-4 <input checked="" type="checkbox"/> EN 61000-4-4		
Applicant	myFirst Tech Asia Pte. Ltd.		
EUT	myFirst Fone M1	Temperature	22.5°C
M/N	KW1602	Humidity	52.3%
Test Mode	TM1-TM62	Criterion	B
Test Engineer	Paddi Chen		

TEST RESULT OF TM1-TM56

Line	Test Voltage	Polarity	Observation	Result (Pass/Fail)
L	1KV	+/-	TT, TR	Pass
N	1KV	+/-	TT, TR	Pass
L-N	1KV	+/-	TT, TR	Pass

TEST RESULT OF TM57

Line	Test Voltage	Polarity	Observation	Result (Pass/Fail)
L	1KV	+/-	TR	Pass
N	1KV	+/-	TR	Pass
L-N	1KV	+/-	TR	Pass

TEST RESULT OF TM58-TM62

Line	Test Voltage	Polarity	Result (Pass/Fail)
L	1KV	+/-	Pass
N	1KV	+/-	Pass
L-N	1KV	+/-	Pass



Shenzhen LCS Compliance Testing Laboratory Ltd.

Add: Room 101, 201, Building A and Room 301, Building C, Juji Industrial Park, Yabianxueziwei, Shajing Street, Bao'an District, Shenzhen, Guangdong, China

Tel: +(86) 0755-82591330 | E-mail: webmaster@lcs-cert.com | Web: www.lcs-cert.com

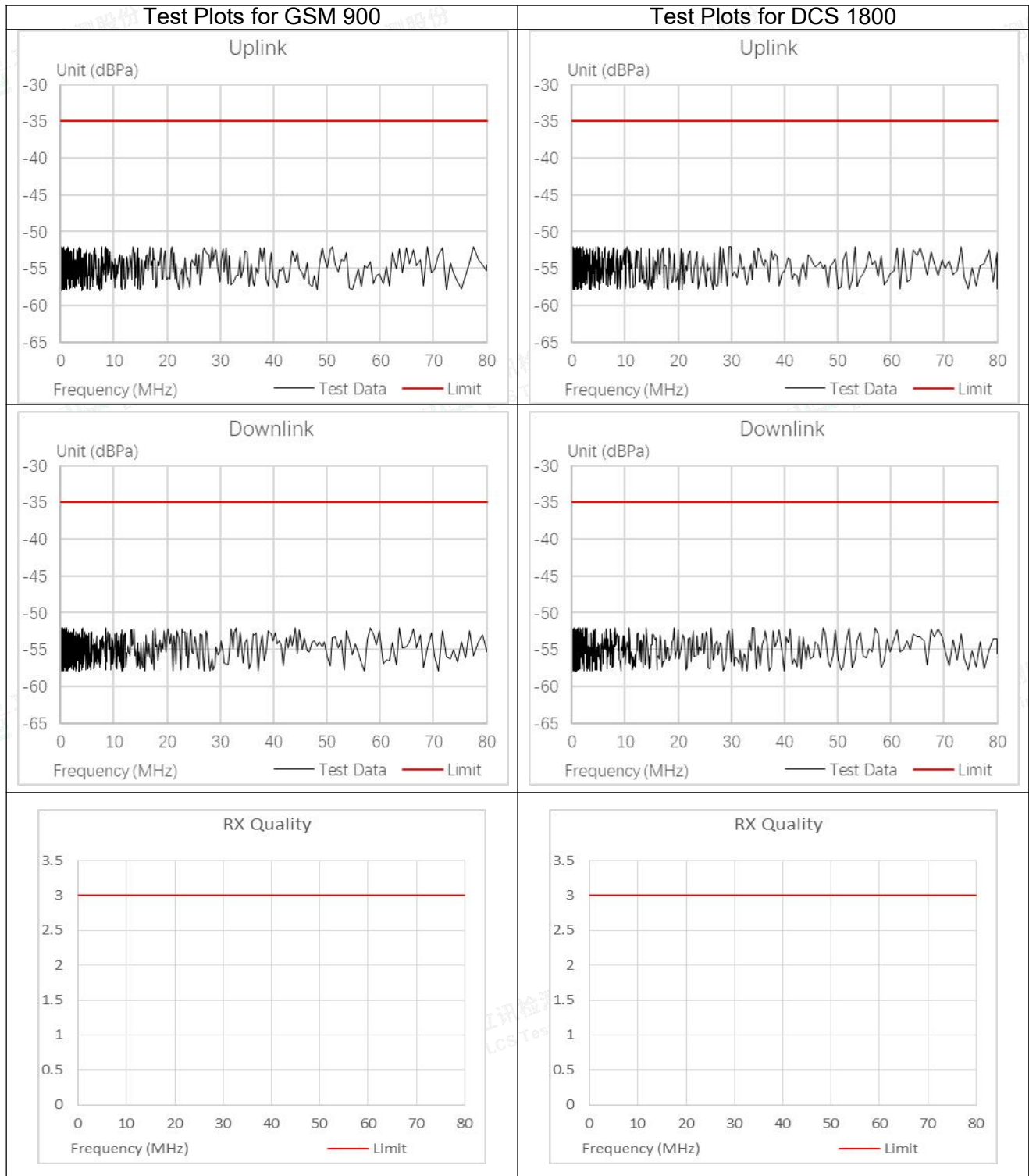
Scan code to check authenticity

**A.9 RF Common Mode**

Injected Currents Susceptibility Test Results			
Standard	<input type="checkbox"/> IEC 61000-4-6 <input checked="" type="checkbox"/> EN 61000-4-6		
Applicant	myFirst Tech Asia Pte. Ltd.		
EUT	myFirst Fone M1	Temperature	24.6°C
M/N	KW1602	Humidity	53.5%
Test Mode	TM1-TM62	Criterion	A
Test Engineer	Paddi Chen		

TEST RESULT OF TM1-TM56				
Frequency Range (MHz)	Strength (Unmodulated)	Injected Position	Observation	Result (Pass/Fail)
0.15 ~ 80	3V	AC Mains	CT, CR	Pass
TEST RESULT OF TM57				
Frequency Range (MHz)	Strength (Unmodulated)	Injected Position	Observation	Result (Pass/Fail)
0.15 ~ 80	3V	AC Mains	CR	Pass
TEST RESULT OF TM58-TM62				
Frequency Range (MHz)	Strength (Unmodulated)	Injected Position	Result (Pass/Fail)	
0.15 ~ 80	3V	AC Mains	Pass	
Remark:				
1. Modulation Signal:1kHz 80% AM				



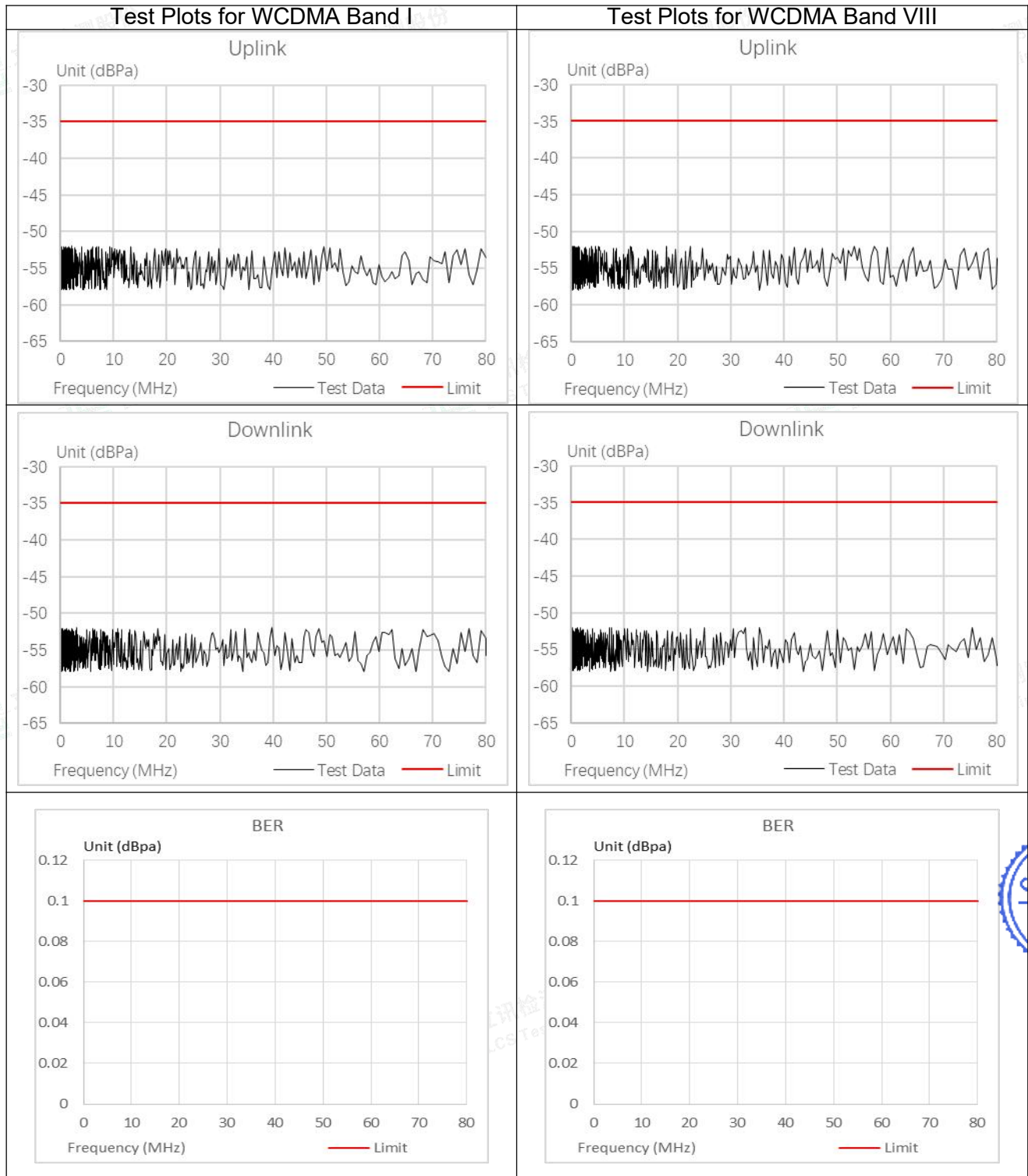


Shenzhen LCS Compliance Testing Laboratory Ltd.

Add: Room 101, 201, Building A and Room 301, Building C, Juji Industrial Park, Yabianxueziwei, Shajing Street, Bao'an District, Shenzhen, Guangdong, China

Tel: +(86) 0755-82591330 | E-mail: webmaster@lcs-cert.com | Web: www.lcs-cert.com

Scan code to check authenticity



Note: The EUT performance complied with performance criteria for CT&CR to MS Function and there is no any degradation of performance and function.

During the test, the Maximum Bit Error Ratio was less than 0.001

During the test, the Maximum Block Error Ratio was less than 0.01

For E-UTRA Band 1/3/7/8/20/28/38/40 (In the data transfer mode), the throughput is $\geq 95\%$ of the maximum throughput of the reference measurement channel as specified in annex C in TS 136 101 [13] with parameters specified in tables 7.3.1-1 and 7.3.1-2 in TS 136 101 [13] during the test sequence.



Shenzhen LCS Compliance Testing Laboratory Ltd.

Add: Room 101, 201, Building A and Room 301, Building C, Juji Industrial Park, Yabianxueziwei, Shajing Street, Bao'an District, Shenzhen, Guangdong, China

Tel: +(86) 0755-82591330 | E-mail: webmaster@lcs-cert.com | Web: www.lcs-cert.com

Scan code to check authenticity

**A.10 Surges, Line to Line and Line to Ground**

Surge Immunity Test Result			
Standard	<input type="checkbox"/> IEC 61000-4-5 <input checked="" type="checkbox"/> EN 61000-4-5		
Applicant	myFirst Tech Asia Pte. Ltd.		
EUT	myFirst Fone M1	Temperature	24.6℃
M/N	KW1602	Humidity	52.5%
Test Mode	TM1-TM62	Criterion	B
Test Engineer	Paddi Chen		

TEST RESULT OF TM1-TM56						
Location	Polarity	Phase Angle	Number of Pulse	Pulse Voltage (KV)	Observation	Result (Pass/Fail)
L-N	+	0°, 90°, 180°, 270°	5	1.0	TT, TR	Pass
	-	0°, 90°, 180°, 270°	5	1.0	TT, TR	Pass
TEST RESULT OF TM57						
Location	Polarity	Phase Angle	Number of Pulse	Pulse Voltage (KV)	Observation	Result (Pass/Fail)
L-N	+	0°, 90°, 180°, 270°	5	1.0	TR	Pass
	-	0°, 90°, 180°, 270°	5	1.0	TR	Pass
TEST RESULT OF TM58-TM62						
Location	Polarity	Phase Angle	Number of Pulse	Pulse Voltage (KV)	Result (Pass/Fail)	
L-N	+	0°, 90°, 180°, 270°	5	1.0	Pass	
	-	0°, 90°, 180°, 270°	5	1.0	Pass	



Shenzhen LCS Compliance Testing Laboratory Ltd.

Add: Room 101, 201, Building A and Room 301, Building C, Juji Industrial Park, Yabianxueziwei, Shajing Street, Bao'an District, Shenzhen, Guangdong, China

Tel: +(86) 0755-82591330 | E-mail: webmaster@lcs-cert.com | Web: www.lcs-cert.com

Scan code to check authenticity

**A.11 Voltage Dips/Interruptions Immunity Test**

Voltage Dips And Interruptions Test Results			
Standard	<input type="checkbox"/> IEC 61000-4-11 <input checked="" type="checkbox"/> EN 61000-4-11		
Applicant	myFirst Tech Asia Pte. Ltd.		
EUT	myFirst Fone M1	Temperature	23.6°C
M/N	KW1602	Humidity	54.8%
Test Mode	TM1-TM62	Criterion	B&C
Test Engineer	Paddi Chen		

TEST RESULT OF TM1-TM56				
Test Level % U _T	Voltage Dips & Short Interruptions % U _T	Duration (in periods)	Observation	Result (Pass/Fail)
0	100	0.5P	TT, TR	Pass
0	100	1P	TT, TR	Pass
70	30	25P	TT, TR	Pass
0	100	250P	TT, TR	Pass

TEST RESULT OF TM57				
Test Level % U _T	Voltage Dips & Short Interruptions % U _T	Duration (in periods)	Observation	Result (Pass/Fail)
0	100	0.5P	TR	Pass
0	100	1P	TR	Pass
70	30	25P	TR	Pass
0	100	250P	TR	Pass

TEST RESULT OF TM58-TM62			
Test Level % U _T	Voltage Dips & Short Interruptions % U _T	Duration (in periods)	Result (Pass/Fail)
0	100	0.5P	Pass
0	100	1P	Pass
70	30	25P	Pass
0	100	250P	Pass



Shenzhen LCS Compliance Testing Laboratory Ltd.

Add: Room 101, 201, Building A and Room 301, Building C, Juji Industrial Park, Yabianxueziwei, Shajing Street, Bao'an District, Shenzhen, Guangdong, China

Tel: +(86) 0755-82591330 | E-mail: webmaster@lcs-cert.com | Web: www.lcs-cert.com

Scan code to check authenticity